

Ambica Cotseeds Limited
(CIN: U15142GJ2011PLC065187)
Consolidated Balance Sheet as at 31 March 2025

Particulars	Note	31 March 2025 (` in lakhs)
I. EQUITY AND LIABILITIES		
(1) Shareholders' funds		
(a) Share Capital	3	500.00
(b) Reserves and Surplus	4	842.66
Total		1,342.66
(2) Non-current liabilities		
(a) Long-term Borrowings	5	892.86
(b) Long-term Provisions	6	5.63
Total		898.49
(3) Current liabilities		
(a) Short-term Borrowings	7	3,673.38
(b) Trade Payables	8	
- Due to Micro and Small Enterprises		13.04
- Due to Others		1,916.59
(c) Other Current Liabilities	9	515.28
(d) Short-term Provisions	10	10.25
Total		6,128.54
Total Equity and Liabilities		8,369.69
II. ASSETS		
(1) Non-current assets		
(a) Property, Plant and Equipment and Intangible Assets		
(i) Property, Plant and Equipment	11	106.99
(ii) Intangible Assets	11	7.58
(b) Non-current Investments	12	2.00
(c) Deferred Tax Assets (net)	13	7.52
(d) Long term Loans and Advances	14	88.86
(e) Other Non-current Assets	15	6.73
Total		219.68
(2) Current assets		
(a) Current Investments	16	48.08
(b) Inventories	17	5,197.98
(c) Trade Receivables	18	1,278.62
(d) Cash and cash equivalents	19	183.52
(e) Short-term Loans and Advances	20	1,283.96
(f) Other Current Assets	21	157.85
Total		8,150.01
Total Assets		8,369.69

See accompanying notes to the financial statements

As per our report of even date

For Mistry & Shah LLP

Chartered Accountants

Firm's Registration No. W100683

For and on behalf of the Board of

Ambica Cotseeds Limited


CA Malav Shah


Nirav B. Patel


Vishnubhai P. Patel


Bharatbhai P. Patel

Chartered Accountant

Membership No. 117101

UDIN: 25117101BMLWQS2011

Place: Ahmedabad

Date: 25 August 2025

Director

02055489

Director

00375791

Director

00377202

Place: Ahmedabad

Date: 25 August 2025

Ambica Cotseeds Limited

(CIN: U15142GJ2011PLC065187)

Consolidated Statement of Profit and loss for the year ended 31 March 2025

(₹ in lakhs)

Particulars	Note	31 March 2025
Revenue from Operations	22	29,160.61
Other Income	23	41.73
Total Income		29,202.34
Expenses		
Purchases of Stock in Trade	24	29,841.84
Change in Inventories of work in progress and finished goods	25	-2,051.95
Employee Benefit Expenses	26	78.63
Finance Costs	27	330.19
Depreciation and Amortization Expenses	28	28.40
Other Expenses	29	923.86
Total expenses		29,150.97
Profit/(Loss) before Exceptional and Extraordinary Item and Tax		51.37
Exceptional Item		-
Profit/(Loss) before Extraordinary Item and Tax		51.37
Extraordinary Item		-
Profit/(Loss) before Tax		51.37
Tax Expenses	30	
- Current Tax		14.96
- Deferred Tax		-3.56
- Prior Period Taxes		0.01
Profit/(Loss) after Tax		39.96
Profit/(Loss) for the period (before Minority interest adjustment)		39.96
Less: Minority interest in (Profit)/losses		-
Profit/(Loss) for the period (after Minority interest adjustment)		39.96
Earnings Per Share (Face Value per Share Rs.10 each)		
-Basic (In Rs)	31	0.80
-Diluted (In Rs)	31	0.80

See accompanying notes to the financial statements

As per our report of even date

For Mistry & Shah LLP

Chartered Accountants

Firm's Registration No. W100683

M. L. Shah

CA Malav Shah

Chartered Accountant
Membership No. 117101
UDIN: 25117101BMLWQS2011
Place: Ahmedabad
Date: 25 August 2025



Nirav B. Patel

Nirav B. Patel

Director
02055489

For and on behalf of the Board of
Ambica Cotseeds Limited

Vishnu P. Patel *Bharatbhai P. Patel*

Vishnu P. Patel

Director
'00375791

Bharatbhai P. Patel

Director
'00377202

Place: Ahmedabad
Date: 25 August 2025

Ambica Cotseeds Limited
(CIN: U15142GJ2011PLC065187)
Cash Flow Statement for the year ended 31 March 2025

Particulars	Note No	(` in lacs) 31 March 2025
CASH FLOW FROM OPERATING ACTIVITIES		
Net Profit after tax		39.96
Depreciation and Amortisation Expense		25.40
Effect of Exchange Rate Change		173.43
Deferred Tax Assets (net)		3.56
Dividend Income		1.13
Interest Income		10.43
Finance Costs		330.19
Foreign Currency Translation Reserves		0.11
Operating Profit before working capital changes		210.11
Adjustment for:		
Inventories		-2,051.95
Trade Receivables		3,594.78
Short Term Loans and Advances		-517.46
Other Current Assets		-3.53
Other Non current Assets		-0.29
Trade Payables		1,652.89
Other Current Liabilities		331.26
Short-term Provisions		-3.68
Long term Provisions		5.63
Cash (Used in)/Generated from Operations		3,217.76
Tax paid(Net)		
Net Cash (Used in)/Generated from Operating Activities		3,217.76
CASH FLOW FROM INVESTING ACTIVITIES		
Purchase of Property, Plant and Equipment		-47.06
Sale of Property, Plant and Equipment		1.11
Net purchase of equity instrument		-17.31
Net Loans and Advances given		-
Interest received		10.43
Dividend received		1.13
Non Current Investment		
Net Cash (Used in)/Generated from Investing Activities		-51.70
CASH FLOW FROM FINANCING ACTIVITIES		
Net Proceeds from Long Term Borrowings		181.70
Net Repayment of Short Term Borrowings		-3,237.90
Net Receipt of short Term Borrowings		
Finance Cost		-330.19
Net Cash (Used in)/Generated from Financing Activities		-3,386.39
Net Increase/(Decrease) in Cash and Cash Equivalents		-220.33
Opening Balance of Cash and Cash Equivalents		230.41
Exchange difference of Foreign Currency Cash and Cash equivalents		173.43
Closing Balance of Cash and Cash Equivalents		183.51
Note:	17	

The above Cash Flow Statement has been prepared under the 'Indirect Method' as set out in the Accounting Standard 3 (AS-3), "Cash Flow Statements".

See accompanying notes to the financial statements

As per our report of even date

For Mistry & Shah LLP

Chartered Accountants

Firm's Registration No. W100683

M. I. Shah
CA Mahav Shah

Partner

Membership No. 117101

UDIN: U15142GJ2011PLC065187

Place: Ahmedabad

Date: 25 August 2025



For and on behalf of the Board of

Ambica Cotseeds Limited

Nirav B. Patel

Director

02055482

Vishnubhai P. Patel

Director

00375791

Bharatbhai P. Patel

Director

00377202

Place: Ahmedabad

Date: 25 August 2025

Ambica Cotseeds Limited
(CIN: U15142GJ2011PLC065187)
Notes forming part of the Financial Statements

1 COMPANY INFORMATION

Ambica Cotseeds Limited ("The Company"), established in 2011 having registered office at SF 12 Parmanand Plaza, Opposite Fire Station Nagar Palika, Village Kadi, Taluka Kadi, Mahesana, Gujarat, India, 382715, specializes in cotton ginning, pressing, and the trading of cotton bales and cotton yarn. Operating under the Vivekanand Group of Industries, ACL processes and trades cotton, cotton bales, and cotton yarns-including Organic, BCI, and OEKO-TEX Certified yarns-focusing on global exports.

2 SIGNIFICANT ACCOUNTING POLICIES

a Basis of Preparation

These financial statements have been prepared in accordance with the Generally Accepted Accounting Principles in India ('Indian GAAP') to comply with the Accounting Standards specified under Section 133 of the Companies Act, 2013, as applicable. The financial statements have been prepared under the historical cost convention on accrual basis, except for certain financial instruments which are measured at fair value.

b Property, Plant and Equipment

Property, Plant and Equipment are stated at cost of acquisition/construction net of recoverable taxes and less accumulated depreciation/amortization and impairment loss, if any. Cost includes cost of acquisition, construction, installation, borrowing cost and any cost directly attributable to bringing the assets to its working condition for its intended use, net of recoverable taxes. The Company capitalizes to project assets all the cost directly attributable and ascertainable, to completing the project.

c Depreciation and amortization

Depreciation has been provided on the Fixed Asset on the WDV method and in accordance with the useful life of the Asset as prescribed under Schedule II of the Companies Act, 2013. The useful life of the Assets has been taken as below;

Type of Assets	Useful Life
Buildings	30 Years
Plant and Equipment	15 Years
Furniture and Fixtures	10 Years
Vehicles	8 Years
Office equipment	5 Years
Computers	3 Years

d Impairment of assets

At each balance sheet date, the management reviews the carrying amounts of its assets included in each cash generating unit to determine whether there is any indication that those assets were impaired. If any such indication exists, the recoverable amount of the asset is estimated in order to determine the extent of impairment. Recoverable amount is the higher of an asset's net selling price and value in use. In assessing value in use, the estimated future cash flows expected from the continuing use of the asset and from its disposal are discounted to their present value using a pre-tax discount rate that reflects the current market assessments of time value of money and the risks specific to the asset. Reversal of impairment loss is recognised as income in the statement of profit and loss.



e **Investment**

Long-term investments and current maturities of long-term investments are stated at cost, less provision for other than temporary diminution in value. Current investments, except for current maturities of long-term investments, comprising investments in mutual funds, government securities and bonds are stated at the lower of cost and fair value.

f **Inventories**

Inventories have been valued at cost or net realizable value whichever is lower and have valued the stock on FIFO basis in accordance with accounting standard 2 "Inventories"

g **Cash and cash equivalents**

The Company considers all highly liquid financial instruments, which are readily convertible into known amount of cash that are subject to an insignificant risk of change in value and having original maturities of three months or less from the date of purchase, to be cash equivalents.

h **Revenue recognition**

1.Revenue from sale of goods is recognized when significant risks and rewards of ownership are transferred to the buyer, there is no continuing managerial involvement, and the amount of revenue can be measured reliably

2.Export sales are recognized on the basis of the terms of shipment as per the contract. Export incentives/benefits are accounted for when there is reasonable certainty of realization.

3. Revenue from sale of by-products, scrap, and other income is recognized when the right to receive the same is established.

Dividend is recorded when the right to receive payment is established. Interest income is recognised on time proportion basis taking into account the amount outstanding and the rate applicable.

i **Employee Benefits**

Post-employment benefit plans

Contributions to defined contribution retirement benefit schemes are recognised as expense when employees have rendered services entitling them to such benefits.

For defined benefit schemes, the cost of providing benefits is determined using the Projected Unit Credit Method, with actuarial valuations being carried out at each balance sheet date. Actuarial gains and losses are recognised in full in the statement of profit and loss for the period in which they occur. Past service cost is recognised immediately to the extent that the benefits are already vested, or amortised on a straight-line basis over the average period until the benefits become vested.

The retirement benefit obligation recognised in the balance sheet represents the present value of the defined benefit obligation as adjusted for unrecognised past service cost, and as reduced by the fair value of scheme assets. Any asset resulting from this calculation is limited to the present value of available refunds and reductions in future contributions to the scheme.

Other employee benefits

The undiscounted amount of short-term employee benefits expected to be paid in exchange for the services rendered by employees is recognised during the period when the employee renders the service. These benefits include compensated absences such as paid annual leave, overseas social security contributions and performance incentives.

Compensated absences which are not expected to occur within twelve months after the end of the period in which the employee renders the related services are recognised as an actuarially determined liability at the present value of the defined benefit obligation at the balance sheet date.

j **Foreign currency transactions**

Income and expense in foreign currencies are converted at exchange rates prevailing on the date of the transaction. Foreign currency monetary assets and liabilities other than net investments in non-integral foreign operations are translated at the exchange rate prevailing on the balance sheet date and exchange gains and losses are recognised in the statement of profit and loss. Exchange difference arising on a monetary item that, in substance, forms part of an enterprise's net investments in a non-integral foreign operation are accumulated in a foreign currency translation reserve



k Taxation

Current income tax expense comprises taxes on income from operations in India . Income taxpayable in India is determined in accordance with the provisions of the Income Tax Act, 1961.

Deferred tax expense or benefit is recognised on timing differences being the difference between taxable income and accounting income that originate in one period and is likely to reverse in one or more subsequent periods. Deferred tax assets and liabilities are measured using the tax rates and tax laws that have been enacted or substantively enacted by the balance sheet date.

Advance taxes and provisions for current income taxes are presented in the balance sheet after off-setting advance tax paid and income tax provision arising in the same tax jurisdiction for relevant tax paying units and where the Company is able to and intends to settle the asset and liability on a net basis.

The Company offsets deferred tax assets and deferred tax liabilities if it has a legally enforceable right and these relate to taxes on income levied by the same governing taxation laws.

l Earnings Per Shares

Basic earning per share is computed by dividing the net profit or loss for the period attributable to equity shareholders by the weighted average number of equity shares outstanding during the period. Diluted earning per share is computed by taking into account the weighted average number of equity shares outstanding during the period and the weighted average number of equity shares which would be issued on conversion of all dilutive potential equity shares into equity shares.

m Provisions, Contingent liabilities and Contingent assets

A provision is recognised when the Company has a present obligation as a result of past event and it is probable that an outflow of resources will be required to settle the obligation, in respect of which reliable estimate can be made. Provisions (excluding retirement benefits and compensated absences) are not discounted to its present value and are determined based on best estimate required to settle the obligation at the balance sheet date. These are reviewed at each balance sheet date and adjusted to reflect the current best estimates. Contingent liabilities are not recognised in the financial statements. A contingent asset is neither recognised nor disclosed in the financial statements.

As per our report of even date

For Mistry & Shah LLP

Chartered Accountants

Firm's Registration No. W100683



CA Malav Shah
Chartered Accountant
Membership No. 117101
UDIN: 25117101BMLWQS2011
Place: Ahmedabad
Date: 25 August 2025



Nirav B Patel
Director
02055489

**For and on behalf of the Board of
Ambica Cotseeds Limited**



Vishnubhai P. Patel
Director
00375791



Bharatbhai P. Patel
Director
00377202

Place: Ahmedabad
Date: 25 August 2025

Ambica Cotsseeds Limited
(CIN: U15142GJ2011PLC065187)
Notes forming part of the Financial Statements

3 Share Capital

Particulars	(₹ in lakhs)	
	31 March 2025	
Authorised Share Capital		
Equity Shares, of Rs. 10 each, 5000000 (Previous Year -5000000) Equity Shares		500.00
Issued, Subscribed and Fully Paid up Share Capital		
Equity Shares, of Rs. 10 each, 5000000 (Previous Year -5000000) Equity Shares paid up		500.00
Total		500.00

1. The company has only one class of shares viz. equity shares having a par value of Rs. 10/- each as above. All equity shares, in present and in future, rank pari passu with the existing equity shares of the company and each shareholder is entitled to one vote per share.

2. The company did not have outstanding calls unpaid by directors and officers of the company (Previous year NIL) and also did not have any amount of forfeited shares (Previous Year NIL).

3. As per records of the Company, including its register of shareholders/members and other declarations received from shareholders regarding beneficial interest, the above shareholding represents both legal and beneficial ownership of shares.

(i) Reconciliation of number of shares

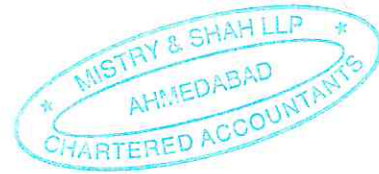
Particulars	31 March 2025	
	No. of shares	(₹ in lakhs)
Equity Shares		
Opening Balance	50,00,000	500.00
Issued during the year	-	-
Deletion	-	-
Closing balance	50,00,000	500.00

(ii) Rights, preferences and restrictions attached to shares

Equity Shares: The Company has one class of equity shares. Each shareholder is eligible for one vote per share held. The dividend proposed by the Board of Directors is subject to the approval of the shareholders in the ensuing Annual General Meeting, except in case of interim dividend. In the event of liquidation, the equity shareholders are eligible to receive the remaining assets of the Company after distribution of all preferential amounts, in proportion to their shareholding.

(iii) Details of Shares held by shareholders holding more than 5% of the aggregate shares in the company

Equity Shares Name of Shareholder	31 March 2025	
	No. of shares	In %
Bharatbhai Prahaladbhai Patel	6,11,250	12.23%
Vishnubhai Prahaladbhai Patel	7,45,000	14.90%
Nirav Bharatbhai Patel	14,94,750	29.90%
Gautambhai Bharatbhai Patel	7,41,250	14.83%
Jasmin Vishnubhai Patel	2,65,625	5.31%



(iv) Shares held by Promoters at the end of the year 31 March 2025

Name of Promoter	Class of Shares	No. of Shares	% of total shares	% Change during the year
Bharatbhai Prahaladbhai Patel	Equity	6,11,250	12.23%	0.00%
Vishnubhai Prahaladbhai Patel	Equity	7,45,000	14.90%	0.00%
Nirav Bharatbhai Patel	Equity	14,94,750	29.90%	0.00%
Gautambhai Bharatbhai Patel	Equity	7,41,250	14.83%	4.50%
Jasmin Vishnubhai Patel	Equity	2,65,625	5.31%	0.00%
Kantaben Prahladbhai Patel	Equity	1,80,000	3.60%	0.00%
Kapilaben Vishnubhai Patel	Equity	1,45,625	2.91%	0.00%
Kinjal Niravbhai Patel	Equity	1,24,625	2.49%	0.00%
Manshi Jasmin Patel	Equity	1,78,750	3.58%	0.00%
Prahladbhai Chimanlal Patel	Equity	-	0.00%	-4.50%
Preet Vishnubhai Patel	Equity	1,80,000	3.60%	0.00%
Ranjanben Bharatbhai Patel	Equity	1,80,000	3.60%	0.00%
Rutu Gautambhai Patel	Equity	1,53,125	3.06%	0.00%

As per the records of the company, including its register of the shareholder/ members and other declarations received from the shareholders regarding beneficial interest, the above shareholding represents both legal and beneficial ownership of shares.

4 Reserves and Surplus

(₹ in lakhs)

Particulars	31 March 2025
Securities Premium	
Opening Balance	400.00
Closing Balance	400.00
Foreign Currency Translation Reserve	
Opening Balance	-
Add: During the year	0.11
Closing Balance	0.11
Statement of Profit and loss	
Balance at the beginning of the year	402.58
Add: Profit/(loss) during the year	39.96
Balance at the end of the year	442.54
Total	842.66

5 Long term borrowings

(₹ in lakhs)

Particulars	31 March 2025
Unsecured Loans and advances from related parties	764.59
Unsecured Other loans and advances -Loans From Unrelated Party	128.27
Total	892.86

6 Long term provisions

(₹ in lakhs)

Particulars	31 March 2025
Provision for employee benefits	5.63
Total	5.63

7 Short term borrowings

(₹ in lakhs)

Particulars	31 March 2025
Secured Loans repayable on demand from banks	3,673.38
Total	3,673.38



Secured Borrowings includes

(₹ in lakhs)

Particulars	31 March 2025
Export Packing Credit Facility	2,814.93
Rupee Advance Facility	431.09
Commodity Based Finance - Pledge Loan	302.59
Cash Credit Facility	124.78
Total	3,673.38

1. Export Packing Credit Facility and Bill Discounting Facility is obtained from The Kalapur Commercial Co-Operative Bank Limited at an interest rate of 8.50% per annum as stated in sanction letter, while a Cash Credit Facility from the same bank carries an interest rate of 11.65%. These facilities are secured by a mortgage on both residential and commercial properties, the hypothecation of stock and book debts, as well as the personal guarantees of the directors and promoters.

2. The Credit Facility under Commodity Based Finance is obtained from ICICI Bank Limited at an interest rate of 9.35%. This facility is secured against the warehouse receipt and the personal guarantees of the directors. The warehouse receipt serves as collateral, representing the underlying value of the stored goods.

3. Company is not declared wilful defaulter by any bank or financial institutions or other lenders.

8 Trade payables

(₹ in lakhs)

Particulars	31 March 2025
Due to Micro and Small Enterprises	13.04
Due to others	1,916.59
Total	1,929.63

8.1 Trade Payable ageing schedule as at 31 March 2025

(₹ in lakhs)

Particulars	Outstanding for following periods from due date of payment				Total
	Less than 1 year	1-2 years	2-3 years	More than 3 years	
MSME	13.04				13.04
Others	1,911.38	5.21			1,916.59
Disputed dues- MSME	-	-	-	-	-
Disputed dues- Others	-	-	-	-	-
Sub total					1,929.64
MSME - Undue					-
Others - Undue					-
MSME - Unbilled dues					-
Others - Unbilled dues					-
Total					1,929.64

9 Other current liabilities

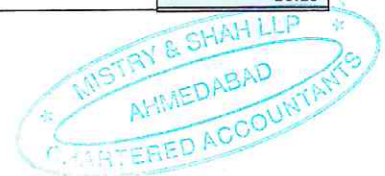
(₹ in lakhs)

Particulars	31 March 2025
Statutory dues	19.09
Advances from customers	496.19
Total	515.28

10 Short term provisions

(₹ in lakhs)

Particulars	31 March 2025
Provision for employee benefits	2.97
Provision for income tax	2.93
Provision for audit fees	1.80
Provision for expenses	2.55
Total	10.25



Ambica Cotseeds Limited
(CIN: U15142GJ2011PLC065187)
Notes forming part of the Financial Statements

Property, Plant and Equipment

Name of Assets	Gross Block				Depreciation and Amortization				(₹ in lakhs)	
	As on 01-Apr-24	Addition	Deduction	As on 31-Mar-25	As on 01-Apr-24	for the year	Deduction	As on 31-Mar-25	Net Block As on 31-Mar-25	
(i) Property, Plant and Equipment										
Building	100.67	-	-	100.67	41.02	4.52	-	45.54	54.72	
Plant and Equipment	-	-	-	-	0.00	-	-	0.00	0.00	
Furniture and Fixtures	27.37	-	-	27.37	9.01	10.48	-	19.49	7.88	
Vehicle	28.32	38.04	11.55	54.81	21.35	5.38	10.43	16.30	38.51	
Office equipment	47.32	-	-	47.32	38.75	5.80	-	44.55	2.78	
Computers	11.17	1.43	-	12.60	2.87	1.17	-	4.04	1.56	
Electric Installation	13.02	-	-	13.02	9.46	0.64	-	10.10	0.92	
Total	226.47	38.47	11.55	254.40	122.45	28.19	10.43	147.41	106.99	
(ii) Intangible Assets										
Computer software	-	7.58	-	7.58	-	0.01	-	0.01	7.58	
Total	-	7.58	-	7.58	-	0.01	-	0.01	7.58	



Ambica Cotseeds Limited
(CIN: U15142GJ2011PLC065187)
Notes forming part of the Financial Statements

(₹ in lakhs)	
Particulars	31 March 2025
Other non-current investments -Investment in cooperative society	2.00
Total	2.00

(₹ in lakhs)		
Name of Entity	No of Shares	31 March 2025
The Kalupur Commercial Co-operative Bank Limited	20,010	2.00


(₹ in lakhs)	
Particulars	31 March 2025
Deferred Tax Assets	7.52
Total	7.52

(₹ in lakhs)	
Particulars	31 March 2025
Deferred Tax Asset	
MSME Disallowance	0.63
Difference between book depreciation and tax depreciation	6.88
Gross Deferred Tax Asset (A)	7.52
Deferred Tax Liability	
Gross Deferred Tax Liability (B)	-
Net Deferred Tax Asset (A)-(B)	7.52

Deferred Tax Assets and Liabilities are recognized on future Tax consequences attributable to the timing differences that result between the profits offered for Income Tax and profit as per financial statement. Deferred Tax Assets and Liabilities are measured as per the tax rates/laws that have been enacted by the balance sheet date. Company has made reversal of deferred tax liability timing difference arising due to depreciation and provisions of Gratuity and Micro and Small Enterprise disallowance.

(₹ in lakhs)	
Particulars	31 March 2025
Others -Loans and advances to unrelated Party	88.86
Total	88.86

(₹ in lakhs)	
Particulars	31 March 2025
Security Deposits	6.73
Total	6.73



16 Current investments		(₹ in lakhs)
Particulars	31 March 2025	
Quoted Other Investments in Equity Instruments	48.08	
Total	48.08	

17 Inventories		(₹ in lakhs)
Particulars	31 March 2025	
Stock-in-trade	5,197.98	
Total	5,197.98	

18 Trade receivables		(₹ in lakhs)
Particulars	31 March 2025	
Secured considered good	153.37	
Unsecured considered good	1,125.25	
Total	1,278.62	

18.1 Trade Receivables ageing schedule as at 31 March 2025							(₹ in lakhs)
Particulars	Outstanding for following periods from due date of payment					Total	
	Less than 6 months	6 months- 1 year	1-2 years	2-3 years	More than 3 years		
Undisputed Trade receivables-considered good	1,228.39	0.66	3.50	16.43	29.64	-1,278.62	
Undisputed Trade Receivables-considered doubtful						-	
Disputed Trade Receivables considered good						-	
Disputed Trade Receivables considered doubtful						-	
Sub total						1,278.62	
Undue - considered good							
Total						1,278.62	

19 Cash and cash equivalents		(₹ in lakhs)
Particulars	31 March 2025	
Cash on hand	10.87	
Balances with banks in current accounts	172.15	
Bank Deposit having maturity of less than 3 months	0.50	
Total	183.52	

20 Short term loans and advances		(₹ in lakhs)
Particulars	31 March 2025	
Loans and advances to employees	0.09	
Advances to suppliers	616.41	
Balances with Government Authorities	667.46	
Total	1,283.96	



21 Other current assets

(₹ in lakhs)

Particulars	31 March 2025
Balance with Exchange	30.82
Duty Drawback Receivable	17.58
Prepaid Expenses	5.71
Rodtep Receivable	103.74
Total	157.85

22 Revenue from operations

(₹ in lakhs)

Particulars	31 March 2025
Sale of products	28,538.50
Other operating revenues	622.11
Total	29,160.61

23 Other Income

(₹ in lakhs)

Particulars	31 March 2025
Interest Income	10.43
Dividend Income	1.13
Net gain/loss on sale of investments	15.42
Other non-operating income (net of expenses)	14.29
Commission	0.46
Total	41.73

24 Purchases of stock in trade

(₹ in lakhs)

Particulars	31 March 2025
Purchases of goods	1,774.11
Other direct expenses	196.99
Purchases of stock in trade	27,870.74
Total	29,841.84

25 Change in Inventories of work in progress and finished goods

(₹ in lakhs)

Particulars	31 March 2025
Opening Inventories	
Stock-in-trade	3,146.03
Less: Closing Inventories	
Stock-in-trade	5,197.98
Total	-2,051.95

1. The valuation of inventory is determined in accordance with the applicable provisions of AS-2, where it is valued at the lower of its cost or its net realizable value (NRV).

26 Employee benefit expenses

(₹ in lakhs)

Particulars	31 March 2025
Salaries and wages	65.42
Contribution to provident and other funds	5.64
Staff welfare expenses	7.57
Total	78.63

27 Finance costs

(₹ in lakhs)

Particulars	31 March 2025
Interest expense	287.95
Other borrowing costs	
-Foreign bank charges	26.95
-Others	15.04
Interest on income tax	0.25
Total	330.19



28 Depreciation and amortization expenses

(₹ in lakhs)

Particulars	31 March 2025
Depreciation expenses	28.40
Total	28.40

29 Other expenses

(₹ in lakhs)

Particulars	31 March 2025
Auditors' Remuneration	2.00
Administrative expenses	11.85
Commission	291.87
Freight outward	395.30
Insurance	5.53
Power and fuel	4.15
Professional fees	69.56
Rent	22.09
Repairs to machinery	2.14
Rates and taxes	4.43
Selling & Distribution Expenses	4.71
Telephone expenses	1.07
Travelling Expenses	22.98
Miscellaneous expenses	3.41
Cargo and baggage handling charges	2.57
Clearing and Forwarding Expenses	15.76
Container Fumigation Charges	2.62
Container Handling Charges	13.56
Custom clearing charges	3.04
Donation	0.22
Loading and Unloading charges	26.00
Loss on Sale of Assets	0.53
Other non operating loss	18.47
Total	923.86

30 Tax Expenses

(₹ in lakhs)

Particulars	31 March 2025
Current Tax	14.96
Deferred Tax	-3.56
Prior Period Taxes	0.01
Total	11.41



Ambica Cotseeds Limited
(CIN: U13143GJ2011PLC065187)
Notes forming part of the Financial Statements

31 Earning per share

Particulars	31 March 2025
Profit attributable to equity shareholders (₹ in lakhs)	39.98
Weighted average number of Equity Shares	50,00,000
Earnings per share basic (₹)	0.80
Earnings per share diluted (₹)	0.80
Face value per equity share (₹)	10

32 Auditor's Remuneration

Particulars	(₹ in lakhs) 31 March 2025
Payments to auditor as - Auditor	2.00
Total	4.34

33 Ratio Analysis

Particulars	Numerator/Denominator	31 March 2025
(a) Current Ratio	$\frac{\text{Current Assets}}{\text{Current Liabilities}}$	1.33
(b) Debt-Equity Ratio	$\frac{\text{Total Debts}}{\text{Shareholder's Equity}}$	3.40
(b) Debt Service Coverage Ratio	$\frac{\text{Earning available for Debt Service}}{\text{Debt Service}}$	-
(c) Return on Equity Ratio	$\frac{\text{Profit after Tax}}{\text{Average Shareholder's Equity}}$	5.95%
(d) Inventory turnover ratio	$\frac{\text{Total Turnover}}{\text{Average Inventories}}$	11.22
(e) Trade receivables turnover ratio	$\frac{\text{Total Turnover}}{\text{Average Trade Receivable}}$	45.61
(f) Trade payables turnover ratio	$\frac{\text{Total Purchases}}{\text{Average Trade Payable}}$	30.93
(g) Net capital turnover ratio	$\frac{\text{Total Turnover}}{\text{Closing Working Capital}}$	14.43
(h) Net profit ratio	$\frac{\text{Net Profit}}{\text{Total Turnover}}$	0.14%
(i) Return on Capital employed	$\frac{\text{Earning before interest and taxes}}{\text{Capital Employed}}$	6.46%
(j) Return on investment	$\frac{\text{Return on Investment}}{\text{Total Investment}}$	59.65%



35 segment reporting

In accordance with Accounting Standard (AS) 17 – Segment Reporting, the Company operates in a single business segment and within a single geographical segment. Hence, segment reporting disclosures are not applicable.

37 The Company does not have any transactions which is not recorded in the books of accounts but has been surrendered or disclosed as income during the year in the tax assessments under the Income Tax Act, 1961 (such as, search or survey or any other relevant provisions of the Income Tax Act, 1961).

38 The Company has not been declared as a willful defaulter by any lender who has powers to declare a company as a willful defaulter at any time during the financial year or after the end of reporting period but before the date when the financial statements are approved.

39 The Company has not traded or invested in Crypto currency or Virtual Currency during the period covered.

40 This is the first year of preparation and presentation of Consolidated Financial Statements, the figures for the previous year are not applicable and accordingly have not been presented.

As per our report of even date
For Mistry & Shah LLP
Chartered Accountants
Firm's Registration No. W-100633

M. Shah
Munav Shah
Chartered Accountant
Membership No. 117101



Niraj Patel
Niraj Patel
Director
02055489

For and on behalf of the Board of
Ambika Cottons Limited

Vishnu P. Patel

Vishnubhai P. Patel
Director
00375791

BH Patel

Bharatbhai P. Patel
Director
00377202

UDIN: 251171018M1WQ57011
Place: Ahmedabad
Date: 25 August 2025

Place: Ahmedabad
Date: 25 August 2025