

TRUEPAY FINANCE PRIVATE LIMITED (Formerly known as Jain Finscap Pvt. Ltd.)

ANNUAL REPORT|2024-25

BALANCE SHEET AS AT 31ST MARCH, 2025

₹ in thousands

PARTICULARS	Note No.	As at 31 March, 2025	As at 31 March, 2024
I EQUITY AND LIABILITIES			
1 Shareholders' funds			
Share capital	3	47,717.30	23,567.30
Reserves and surplus	4	58,581.02	3,548.21
Total Shareholders' funds		106,298.32	27,115.51
2 Share application money pending allotments		-	-
3 Non-current liabilities			
Long-term borrowings		-	-
Deferred tax liabilities (net)	5	145.44	7.33
Other Long Term Liabilities		-	-
Long term provision		-	-
Total Non-current liabilities		145.44	7.33
4 Current liabilities			
Short Term Borrowings	6	223,095.96	12,546.87
Trade payables	7		
- Total outstanding dues of micro enterprises and small enterprises		-	-
- Total outstanding dues of other creditors		78.32	-
Other current liabilities	8	628.21	97.89
Short-term provisions	9	2,915.00	-
Total Current Liabilities		226,717.48	12,644.76
TOTAL EQUITIES AND LIABILITIES		333,161.23	39,767.60
II ASSETS			
1 Non-current assets			
Property, Plant and Equipment and Intangible Assets			
- Property Plant and Equipment	10	5,352.58	5,630.40
Non-current investments		-	-
Deferred Tax Assets		-	-
Long term loans and Advances		-	-
Other Non Current Assets	11	18.00	-
Total Non-current assets		5,370.58	5,630.40
2 Current assets			
Current Investments	12	8,471.94	-
Inventories		-	-
Trade receivables	13	32.00	10.00
Cash and cash equivalents	14	4,879.26	593.07
Short-term loans and advances	15	314,407.46	33,534.13
Other Current Assets		-	-
Total Current assets		327,790.65	34,137.20
TOTAL ASSETS		333,161.23	39,767.59

The Notes on account form integral part of the financial statements 1 to 24

As per our report of even date

For, Mohit Solanki & Co

Chartered Accountants

Firm Registration No. 157339W

**Mohit Solanki**

Proprietor

Membership No. : 164148



Ahmedabad

25 September, 2025

For and on behalf of board of directors**Gautam Patel**

Director

DIN: 02027640

Ahmedabad

25 September, 2025

**Jasmin Patel**

Director

DIN : 06923150

STATEMENT OF PROFIT AND LOSS FOR THE YEAR ENDED 31ST MARCH, 2025

PARTICULARS	Note No.	₹ in thousands	
		Year ended 31 March, 2025	Year ended 31 March, 2024
I Revenue from operations	16	18,105.38	2,124.14
II Other income	17	953.77	6.90
III Total Revenue (I+II)		19,059.14	2,131.03
IV Expenses			
Cost of materials consumed		-	-
Purchase of stock in trade		-	-
Changes in inventories of finished goods, work-in-progress and stock-in-trade		-	-
Employee benefits expenses	18	1,794.00	854.00
Finance costs	19	5,822.25	218.74
Depreciation and amortisation expenses	20	277.82	327.48
Other expenses	21	1,694.16	476.13
Total Expenses		9,588.22	1,876.36
V Profit / (Loss) before exceptional and extraordinary item and tax (III-IV)		9,470.92	254.68
VI Exceptional items		-	-
VII Profit / (Loss) before extraordinary item and tax		9,470.92	254.68
VIII Extraordinary items		-	-
IX Profit / (Loss) before tax (VII-VIII)		9,470.92	254.68
X Tax expense			
Current tax expense		2,600.00	-
Mat credit entitlement		-	-
Deffered tax		138.11	11.67
Tax adjustment of earlier year		-	-
XI Profit / (Loss) for the period from continuing operations (IX-X)		6,732.81	243.01
XII Profit / (Loss) from discontinuing operations		-	-
XIII Tax from discontinuing operations		-	-
XIV Profit / (Loss) from discontinuing operations after tax (XIV-XV)		-	-
XV Profit / (Loss) for the Period		6,732.81	243.01
XVI Earning per equity share:			
(1) Basic	22	1.41	0.10
(2) Diluted		1.41	0.10

The Notes on account form integral part of the financial statements 1 to 24

As per our report of even date

For, Mohit Solanki & Co

Chartered Accountants


Firm Registration No. 157339W

For and on behalf of board of directors


Mohit Solanki

Proprietor

Membership No. : 164148





Gautam Patel

Director

DIN: 02027640



Jasmin Patel

Director

DIN : 06923150

Ahmedabad

25 September, 2025

Ahmedabad


25 September, 2025

CASH FLOW STATEMENT FOR THE YEAR ENDED 31ST MARCH, 2024

PARTICULARS	₹ in thousands	
	Year ended 31 March, 2025	Year ended 31 March, 2024
1. Cash Flows from Operating Activities:		
Net Profit Before taxation	9,470.92	254.68
<u>Add:</u>		
Depreciation	277.82	327.48
<u>Less:</u>		
Dividend income	(21.00)	-
Profit on sales of assets / Investments	(865.34)	-
Operating profit before working capital changes	8,862.40	582.16
<u>Add/Less: Changes in working Capital</u>		
(Increase)/Decrease in trade receivables	(22.00)	(10.00)
(Increase)/Decrease in other assets	(18.00)	-
Increase/(Decrease) in provisions	2,915.00	-
Increase/(Decrease) in trade payable	78.32	(79.20)
Increase/(Decrease) in other liabilities	530.31	(4.13)
<u>Add/Less: Borrowing & lending activity as part of business</u>		
Net loans & advances given	(280,873.33)	(13,047.53)
Proceeds / (repayment) from short term borrowings	210,549.09	12,546.87
Less : Income tax paid / refund	(2,600.00)	-
Cash generated/ (used in) from operating activities (A)	(60,578.21)	(11.83)
2. Cash Flow From Investing Activities:		
Dividend income	21.00	-
Net proceeds from sale of investments	(7,606.60)	-
Net cash generated / (used in) from operating activities (B)	(7,585.60)	0.00
3. Cash Flow From Financing Activities:		
Proceeds from share issue	72,450.00	-
Net cash generated / (used in) From financing activities (C)	72,450.00	-
Net Increase or decrease in cash and cash Equivalents (A+B+C)	4,286.19	(11.83)
Opening Cash and cash equivalents	593.07	604.90
Closing Cash and cash equivalents	4,879.26	593.07

The Notes on account form integral part of the financial statements 1 to 24

As per our report of even date
For, Mohit Solanki & Co
Chartered Accountants
Firm Registration No. 157339W


Mohit Solanki
Proprietor
Membership No. : 164148



Ahmedabad
25 September, 2025

For and on behalf of board of directors


Gautam Patel
Director
DIN: 02027640


Jasmin Patel
Director
DIN : 06923150

Ahmedabad
25 September, 2025

NOTES TO THE FINANCIAL STATEMENT

NOTE 1 : CORPORATE INFORMATION

The company is in the 30th year of its operation and is a non-banking finance company registered with RBI and is engaged in business of loan and investments. The company has its registered office in Ahmedabad, Gujarat.

NOTE 2 : SIGNIFICANT ACCOUNTING POLICIES

BASIS OF PREPARATION AND PRESENTATION

The Financial statements have been prepared and presented under the historical cost convention on the accrual basis of accounting with the accounting principles generally accepted in India and comply with mandatory Accounting Standards ("AS") issued by the Institute of Chartered Accountants of India to the extent applicable and with relevant provisions of Companies Act,2013.

The Company's Financial Statements are presented in Indian Rupees, which is its functional currency and all values are rounded to the nearest thousand ('000), except when otherwise indicated.

Statement of cash flow has been prepared under the indirect method as set out in AS 3 on "Statement of cash Flows" specified under section 133 of the companies Act, 2013 read with rule 7 of the companies (Accounts) Rules,2014.

USE OF ESTIMATES

The preparation of financial statements requires the management to make estimates and assumptions that effect the reported amounts of assets and liabilities (including contingent liabilities) as of the date of financial statements and the reported income and the expenses during the reported period. The management believes that the estimates used in the preparation of the financial statements are prudent and reasonable. Future results could differ from those estimates.

CURRENT AND NOT CURRENT CLASSIFICATION

The Company presents assets and liabilities in the Balance Sheet based on Current / Non-Current classification.

An asset is treated as current when it is (a) expected to be realised or intended to be sold or consumed in normal operating cycle (b) held primarily for the purpose of trading (c) expected to be realised within twelve months after the reporting period or (d) cash or cash equivalent unless restricted from being exchanged or used to settle a liability for at least twelve months after the reporting period. A liability is treated current when it is (a) Expected to be settled in normal operating cycle, (b) Held primarily for the purpose of trading, (c) Due to be settled within twelve months after the reporting period or (d) There is no unconditional right to defer the settlement of the liability for at least twelve months after the reporting period.

All assets and liability not meeting above requirement is classified as non-current. Deferred tax assets and liabilities are classified as non-current assets and liabilities.

OPERATING CYCLE

Based on the business operations of the company and the normal time between the acquisition of assets and their realization in cash or cash equivalents, the company has considered its operating cycle as 12 months for the purpose of classification of its assets and liabilities as current and non-current.

PROPERTY, PLANT & EQUIPMENT AND INTANGIBLE ASSETS

Property, plant & equipment and intangible assets are stated at cost, net of recoverable taxes, trade discount and rebates less accumulated depreciation and impairment losses, if any. Such cost includes purchase price, borrowing cost and any cost directly attributable to bringing the assets to its working condition for its intended use, net charges on foreign exchange contracts and adjustments arising from exchange rate variations attributable to the assets. Subsequent costs are included in the asset's carrying amount or recognized as a separate asset, as appropriate, only when it is probable that future economic benefits associated with the item will flow to the entity and the cost can be measured reliably.

Depreciation or amortization is provided using written down value method on depreciable amount. Depreciation is provided based on useful life of the assets as prescribed in Schedule II to the Companies Act, 2013.

INVESTMENTS

Investments are measured at cost. The cost comprises purchase price and directly attributable acquisition charges such as brokerage, fees and duties. Where there is a decline in the value of any investment, such diminution is recognized in the financial statements if it is considered to be other than temporary.

CASH AND CASH EQUIVALENTS

Cash and cash equivalents comprise of cash on hand, cash at banks, short-term deposits and short-term highly liquid investments that are readily convertible to known amounts of cash and which are subject to an insignificant risk of changes in value.

PROVISIONS AND CONTINGENT LIABILITIES

Provisions involving substantial degree of estimation in measurement are recognized when there is a present obligation as a result of past events and it is probable that there will be an outflow of resources. Provisions are not discounted to the present value and are determined based on the best estimate required to settle the obligation at the reporting date. These estimates are reviewed at each reporting date and adjusted to reflect the current best estimate.

Contingent liabilities are not recognized but are disclosed in the notes. A disclosure for a contingent liability is made when there is a possible or present obligation that may, but probably will not require an outflow of resources.

Contingent assets are neither recognized nor disclosed in the financial statement.

REVENUE RECOGNITION

Revenue is recognized only when risk and rewards incidental to ownership are transferred, it can be reliably measured and it is reasonable to expect ultimate collection. Revenue is recognized on accrual basis. Interest Income is recognized on time proportion basis. Dividend Income is recognized when the shareholders' right to receive payment is established by the balance sheet date.

EMPLOYEE BENEFITS

All employee benefits falling due wholly within twelve months of rendering the services are classified as short term employee benefits. The benefits like salary, short term compensated absences etc. and the expected cost of bonus, ex-gratia are recognized in the period in which the employee renders the services.

BORROWING COSTS

Borrowing costs include exchange differences arising from foreign currency borrowings to the extent they are regarded as an adjustment to the interest cost. Borrowing costs that are directly attributable to the acquisition or construction of qualifying assets are capitalized as part of the cost of such assets. A qualifying asset is one that necessarily takes substantial period of time to get ready for its intended use. Interest income earned on the temporary investment of specific borrowings pending their expenditure on qualifying assets is deducted from the borrowing costs eligible for capitalization. All other borrowing costs are charged to the Statement of Profit and Loss for the period for which they are incurred.

TAXES ON INCOME

The tax expenses for the period comprises of current tax and deferred income tax. Current tax is provided on the taxable income using applicable tax rates and tax laws. Deferred tax is recognized on timing difference being the difference between taxable incomes and accounting income that originates in one period and is capable of reversal in one or more subsequent periods.

EARNINGS PER SHARE

Basic earnings per share are computed by dividing the net profit after tax by the weighted average number of equity shares outstanding during the period.

Diluted earnings per share is computed by dividing the net profit after tax by the weighted average number of equity shares considered for deriving the basic earnings per share and also the weighted average number of equity shares that could have been issued upon conversion of all dilutive potential equity shares.

Potential equity shares are deemed to be dilutive only if their conversion to equity shares would decrease the net profit per share from continuing ordinary operations. Potential dilutive equity shares are deemed to be converted as at the beginning of the period, unless they have been issued at a later date.

SEGMENTATION

The company has only one business segment and hence no separate details are provided.

EVENTS OCCURRING AFTER THE BALANCE SHEET DATE

Material adjusting events (that provides evidence of condition that existed at the balance sheet date) occurring after the balance sheet date are recognized in the financial statements. Non-Adjusting events, if any, (that are indicative of conditions that arose subsequent to the balance sheet date) occurring after the balance sheet date that represents material change and commitment affecting the financial position are disclosed in the reports of the board of directors.

OTHER POLICY

Accounting policies not specifically referred to otherwise are consistent with generally accepted accounting principles.

TRUEPAY FINANCE PRIVATE LIMITED (Formerly known as Jain Finscap Pvt. Ltd.)

ANNUAL REPORT|2024-25

NOTE 3 : SHARE CAPITAL

Particulars	₹ in thousands	
	As at 31 March, 2025	As at 31 March, 2024
Authorised		
50,00,000 equity shares of Rs.10/- each with voting rights	50,000.00	30,000.00
Issued, Subscribed and Paid up		
47,71,730 (23,56,730) equity shares of Rs.10/- each with voting rights	47,717.30	23,567.30
TOTAL	47,717.30	23,567.30

Terms/Rights attached to Equity Shares

The company has single class of equity shares having par value of Rs 10 Per share. Accordingly, all equity shares rank equally with regard to dividends and share in the company's residual assets. The equity shares are entitled to receive dividend declared from time to time.

Reconciliation of the number of shares & amount outstanding at the beginning and end of the reporting period:

Equity Shares	As at 31 March, 2025		As at 31 March, 2024	
	No. of Shares	Amount (In thousand)	No. of Shares	Amount (In thousand)
At the beginning of the period	2,356,730	23,567.30	2,356,730	23,567.30
Add: New Issue during the period	2,415,000	24,150.00	-	-
Outstanding at the end of period	4,771,730	47,717.30	2,356,730	23,567.30

Details of shareholders holding more than 5% shares in the company

Name of Shareholders	Percentage holding as at		No. of shares as at	
	31 March, 2025	31 March, 2024	31 March, 2025	31 March, 2024
Gautam Bharatbhai Patel	9.55%	9.55%	455,867	225,150
Nirav Bharatbhai Patel	8.15%	8.15%	388,950	192,100
Vishnubhai Prahladbhai Patel	9.37%	9.37%	447,059	220,800
Bharatbhai Prahladbhai Patel	9.54%	9.54%	455,057	224,750
Jasmin Vishnubhai Patel	9.30%	9.30%	443,820	219,200
Kapilaben Vishnubhai Patel	9.93%	9.93%	473,988	234,100
Kinjal Niravbhai Patel	9.94%	9.94%	474,454	234,330
Mansiben Jashmin Patel	5.52%	5.52%	263,214	130,000
Preet Vishnubhai Patel	9.90%	9.90%	472,166	233,200
Ranjanben Bharatbhai Patel	9.00%	9.00%	429,343	212,050
Rutuben Gautambhai Patel	9.80%	9.80%	467,812	231,050
Total	100.00%	100.00%	4,771,730	2,356,730

As per the records of the company, including its register of shareholders/members and other declarations received from the shareholders regarding beneficial interest, the above shareholding represents both legal and beneficial ownership of shares.

Shares held by promoters at the end of the year

Promoter's Name	As at 31 March, 2025		As at 31 March, 2024		% Changes
	No. of Shares	% of total shares	No. of Shares	% of total shares	
Gautam Bharatbhai Patel	455,867	9.55%	225,150	9.55%	0.00%
Nirav Bharatbhai Patel	388,950	8.15%	192,100	8.15%	0.00%
Vishnubhai Prahladbhai Patel	447,059	9.37%	220,800	9.37%	0.00%
	447,059	9.37%	220,800	9.37%	0.00%

TRUEPAY FINANCE PRIVATE LIMITED (Formerly known as Jain Finscap Pvt. Ltd.)

ANNUAL REPORT|2024-25

NOTE 4 : RESERVES AND SURPLUS

Particulars	As at 31 March,	
	2025	2024
General reserves		
Reserver u/s 45IC	2,740.09	1,393.53
Security premium	48,300.00	-
Surplus		
Opening balance	2,154.68	1,955.84
Additions during the year	6,732.81	243.01
Less : Transferred to reservers	(1,346.56)	(44.17)
	7,540.93	2,154.68
TOTAL	58,581.02	3,548.21

NOTE 5 : DEFERRED TAX

Particulars	As at 31 March, 2025		
	Opening Balance	Recognised in Profit & Loss	Closing Balance
Diferred tax liabilities			
Property, plant and equipment and intangible assets	7.33	138.11	145.44
DIFERRED TAX LIABILITIES / (ASSET) NET	7.33	138.11	145.44.

Particulars	As at 31 March, 2024		
	Opening Balance	Recognised in Profit & Loss	Closing Balance
Diferred tax liabilities			
Property, plant and equipment and intangible assets	-	7.33	7.33
DIFERRED TAX LIABILITIES / (ASSET) NET	-	7.33	7.33

NOTE 6 : SHORT TERM BORROWINGS

Particulars	As at 31 March,	
	2025	2024
Unsecured loan		
Loans repayable on demand		
Loans and advances from related parties	146,650.29	-
Inter-corporate deposit	76,445.67	12,546.87
TOTAL	223,095.96	12,546.87

Note 1 : Company id not declared wilful defaulter by any bank or financial institutions or other lenders.

TRUEPAY FINANCE PRIVATE LIMITED (Formerly known as Jain Finscap Pvt. Ltd.)
ANNUAL REPORT|2024-25

NOTE 7 : TRADE PAYABLES

Particulars	As at 31 March, 2025	As at 31 March, 2024
Due to micro, small and medium enterprises	-	-
Due to others	78.32	-
TOTAL	78.32	-

Due to related parties

-

Trade payable ageing schedule

Particulars	As at 31 March, 2025					Total
	Outstanding for following periods from due date of payment					
	Not due	< 1 Year	1-2 Years	2-3 Years	> 3 Years	
Others	-	78.32	-	-	-	78.32

NOTE 8 : OTHER CURRENT LIABILITIES

Particulars	As at 31 March, 2025	As at 31 March, 2024
Duties and taxes payable	537.69	23.37
Unpaid expenses	29.50	13.50
Other	61.02	61.02
TOTAL	628.21	97.89

NOTE 9 : SHORT TERM PROVISION

Particulars	As at 31 March, 2025	As at 31 March, 2024
Others		
Provision for income tax (net)	2,129.01	-
Contingent Provisions against Standard Assets	785.99	-
TOTAL	2,915.00	-

TRUEPAY FINANCE PRIVATE LIMITED (Formerly known as Jain Finscap Pvt. Ltd.)

ANNUAL REPORT|2024-25

NOTE 10 : PROPERTY PLANT & EQUIPMENTS

Particulars	Furniture & Fixers	Vehicle	Building	Total	Previous Year
Gross Carrying Amount					
As at 01 April, 2024	-	2,150.16	6,117.72	8,267.88	8,267.88
Additions	-	-	-	-	-
Disposals	-	-	-	-	-
through business combinations	-	-	-	-	-
changes due to revaluation	-	-	-	-	-
Total	-	2,150.16	6,117.72	8,267.88	8,267.88
Depreciations/Impairment					
As at 01 April, 2024	-	2,033.37	604.12	2,637.49	2,310.01
Addition	-	9.29	268.53	277.82	327.48
Impairment Losses / Reversals	-	-	-	-	-
Total	-	2,042.66	872.65	2,915.30	2,637.49
Net Carrying Amount					
As at 31 March, 2025	-	107.51	5,245.07	5,352.58	5,630.40
As at 31 March, 2024	-	116.79	5,513.60	5,630.40	

TRUEPAY FINANCE PRIVATE LIMITED (Formerly known as Jain Finscap Pvt. Ltd.)

ANNUAL REPORT|2024-25

NOTE 11 : OTHER NON CURRENT ASSETS

Particulars	As at 31 March, 2025	As at 31 March, 2024
Unsecured considered good		
Security deposits	18.00	-
TOTAL	18.00	-

NOTE 12 : CURRENT INVESTMENTS

Particulars	As at 31 March, 2025	As at 31 March, 2024
Investment in equity instruments	8,471.94	-
TOTAL	8,471.94	-
Quoted investments	8,471.94	-
Unquoted investments	-	-

NOTE 13 : TRADE RECEIVABLES

Particulars	As at 31 March, 2025	As at 31 March, 2024
Unsecured Considerd good	32.00	10.00
TOTAL	32.00	10.00

Trade receivables ageing schedule

Particular	As at 31 March, 2025			
	Undisputed trade receivable - consider good	Undisputed trade receivable - consider doubtful	Disputed trade receivable - consider good	Disputed trade receivable - consider doubtful
< 6 Months	32.00	-	-	-
Total	32.00	-	-	-

Trade receivables ageing schedule

Particular	As at 31 March, 2024			
	Undisputed trade receivable - consider good	Undisputed trade receivable - consider doubtful	Disputed trade receivable - consider good	Disputed trade receivable - consider doubtful
< 6 Months	10.00	-	-	-
Total	10.00	-	-	-

TRUEPAY FINANCE PRIVATE LIMITED (Formerly known as Jain Finscap Pvt. Ltd.)

ANNUAL REPORT|2024-25

NOTE 14 : CASH & CASH EQUIVALENT

Particulars	As at 31 March, 2025	As at 31 March, 2024
Balance with banks		
In current account	4,111.42	63.98
Cash on hand	767.83	529.09
TOTAL	4,879.26	593.07

NOTE 15 : SHORT TERM LOANS AND ADVANCES

Particulars	As at 31 March, 2025	As at 31 March, 2024
Secured considered good - Repayable on demand		
Loans & advances to other	15,192.33	-
Unsecured considered good - Repayable on demand		
Loans & advances to promoters, directors, KMPs and related parties	-	116.36
Loans & advances to other	299,202.36	33,207.96
Taxes paid in advances (net)	-	209.82
Advances to suppliers	12.77	-
TOTAL	314,407.46	33,534.13

Details of loans & advances to promoters, directors, KMPs and related parties

Type of borrower	Amount of loan or advances, in the nature of loan outstanding		Percentage to total loans and advances in the nature of loans	
	As at 31 March, 2025	As at 31 March, 2024	As at 31 March, 2025	As at 31 March, 2024
Related Parties	-	116.36	0.00%	0.04%
TOTAL	-	116.36	0.00%	0.04%

Note: Section 186 of Companies Act, 2013 is not applicable to the company as it non-banking finance company.

TRUEPAY FINANCE PRIVATE LIMITED (Formerly known as Jain Finscap Pvt. Ltd.)
ANNUAL REPORT|2024-25

NOTE 16 : REVENUE FROM OPERATIONS

Particulars	Year ended 31 March, 2025	Year ended 31 March, 2024
Sale of services		
Domestic	17,500.38	2,124.14
Other operating revenues	605.00	-
TOTAL	18,105.38	2,124.14

NOTE 17 : OTHER INCOME

Particulars	Year ended 31 March, 2025	Year ended 31 March, 2024
Dividend income	21.00	-
Interest income		
Interest on income tax refund	7.43	6.90
Net gain on sales of investments	865.34	-
Other non operating income		
Rent Income	60.00	-
TOTAL	953.77	6.90

NOTE 18 : EMPLOYEE BENEFIT EXPENSES

Particulars	Year ended 31 March, 2025	Year ended 31 March, 2024
Salary and wages	594.00	354.00
Director remuneration	1,200.00	500.00
TOTAL	1,794.00	854.00

NOTE 19 : FINANCE COST

Particulars	Year ended 31 March, 2025	Year ended 31 March, 2024
Interest expense		
Other	5,763.25	218.74
Other borrowing cost		
Loan processing fees	59.00	-
TOTAL	5,822.25	218.74

NOTE 20 : DEPRECIATION AND AMORTIZATION EXPENSES

Particulars	Year ended 31 March, 2025	Year ended 31 March, 2024
Depreciations expenses	277.82	327.48
TOTAL	277.82	327.48

TRUEPAY FINANCE PRIVATE LIMITED (Formerly known as Jain Finscap Pvt. Ltd.)

ANNUAL REPORT|2024-25

NOTE 21 : OTHER EXPENSES

Particulars	Year ended 31 March, 2025	Year ended 31 March, 2024
Direct Expenses		
CIBIL Charges	95.06	-
Provision for standard assets	785.99	-
	881.05	-
Administrative Expenses		
Payment to Auditor	82.70	60.00
Bank charges	3.55	1.34
Electricity expenses	4.24	8.31
Legal & professional fees	373.13	28.06
Office & other general expenses	24.71	73.35
Printing & Stationery Expense	19.11	8.46
Rates, taxes & duties	50.14	49.19
Rent	-	53.10
Repair & Maintenance - Buildings	61.11	48.88
Sundry Balance written off	0.03	-
Telephone & internet expense	0.41	-
Travelling & conveyance expense	193.99	145.44
	813.11	476.13
TOTAL	1,694.16	476.13

Auditor remuneration comprises of

Particulars	Year ended 31 March, 2025	Year ended 31 March, 2024
Audit fees	33.44	32.00
Taxation matters	14.63	14.00
Other services	34.63	14.00
Total	82.70	60.00

NOTE 22 : EARNING PER SHARE

Particulars	Year ended 31 March, 2025	Year ended 31 March, 2024
Profit after tax	6,732.81	243.01
Weighted average no of equity shares in calculating basic EPS (in thousand)	4,771.73	2,356.73
BASIC EARNING PER SHARE	1.41	0.10
DILLUTED EARNING PER SHARE	1.41	0.10

TRUEPAY FINANCE PRIVATE LIMITED (Formerly known as Jain Finscap Pvt. Ltd.)
ANNUAL REPORT|2024-25

NOTE 23 : RELATED PARTY TRANSACTION

Related parties and their relationship:

Name of related party	Type
(a) Subsidiary / Associate / Joint venture	
(b) Key management personnel & their relatives	
Gautam Bharatbhai Patel	Director
Jasmin Vishnubhai Patel	Director
Bharatbhai Prahladbhai Patel	Relative of director
Kantaben Prahladbhai Patel	Relative of director
Kapilaben Visnubhai Patel	Relative of director
Kinjaben Niravbhai Patel	Relative of director
Mansiben Jasminbhai Patel	Relative of director
Niravbhai Bharatbhai Patel	Relative of director
Preet V Patel	Relative of director
Ranjanben Bharatbhai Patel	Relative of director
Rutuben Gautambhai Patel	Relative of director
Vishnubhai Prahladbhai Patel	Relative of director
(c) Entity controlled by key management personnel and their relatives	
Ambica Cot Seeds Ltd	
Vivekanand Industries	
Giocert Venture and Innvations Pvt Ltd	

Transactions with related party:

₹ in thousands

Particulars	Subsidiary / Associate / Joint venture	Key Management Personnel and their relative	Others	Total
Remuneration paid	-	1,200.00	-	1,200.00
	-	500.00	-	500.00
Interest paid	-	2,907.63	301.47	3,209.10
	-	-	-	-
Interest received	-	-	193.15	193.15
	-	-	17.51	17.51
Rent paid	-	-	-	-
	-	96.00	-	96.00
Rent received	-	-	60.00	60.00
	-	-	10.00	10.00

Outstanding balance

₹ in thousands

Particulars	Subsidiary / Associate / Joint venture	Key Management Personnel and their relative	Others	Total
Loans, advances or deposits given	-	-	-	-
	-	-	116.36	116.36
Loans, advances or deposits taken	-	146,650.29	-	146,650.29
	-	-	-	-
Trade receivable	-	-	30.00	30.00
	-	-	10.00	10.00

TRUEPAY FINANCE PRIVATE LIMITED (Formerly known as Jain Finscap Pvt. Ltd.)

ANNUAL REPORT|2024-25

NOTE 24.1 : RATIO ANALYSIS

Ratios	Numerator	Denominator	As at 31 March, 2025	As at 31 March, 2024	Variance
Current ratio	Current assets	Current liability	1.45	2.70	-46.30%
Debt equity Ratio	Total debt	Shareholder's Equity	2.10	0.46	356.52%
Debt service coverage ratio	EBITDA	Debt Service (Int+Principal)	2.67	3.66	-27.05%
Return on equity ratio	PAT less dividend to pref. Share	Average Shareholder's Equity	10.09%	0.90%	1021.11%
Inventory turnover ratio	COGS	Average Inventory	-	-	N.A.
Trade receivables turnover ratio	Net Sales	Average trade receivables	862.16	424.83	102.94%
Trade payables turnover ratio	Net Purchase	Average Trade Payables	-	-	N.A.
Net capital turnover ratio	Net Sales	Working capital	0.18	0.10	80.00%
Net profit ratio	PAT	Sales	37.19%	11.44%	225.09%
Return on capital employed	EBIT	Capital Employed	4.64%	0.64%	625.00%
Return on investment	Income from investment	Investment	20.92%	0.00%	N.A.

Explanation change in the ratio by more than 25% as compared to the preceding year

Current ratio	Increase in short-term borrowing for the year
Debt equity Ratio	Increase in short-term borrowing for the year
Debt service coverage ratio	Due to improved profitability in current year
Return on equity ratio	Due to improved profitability in current year
Trade receivables turnover ratio	Due to increase in busines during current year
Net capital turnover ratio	Due to increase in busines during current year
Net profit ratio	Due to improved profitability in current year
Return on capital employed	Due to improved profitability in current year

NOTE 24.2 : CONTINGENT LIABILITIES & COMMITMENTS

Company does not have any known contingent liabilities and there are no legal, administrative or other proceedings pending against the company which would materially affect its financial condition.

NOTE 24.3 : FOREIGN CURRENCY EXPENDITURE & EARNINGS

During the year under consideration, company didn't incurred any expenditure in foreign currency and didn't receive any income in foreign currency.

NOTE 24.4 : PARTICULARS OF TRANSACTIONS WITH COMPANY STRUCK OFF

There are no known transactions with any company which is struck off.

NOTE 24.5 : TITLE DEEDS OF IMMOVABLE PROPERTY NOT HELD IN NAME OF COMPANY

There are no immovable properties in the financial statement for which title deeds are held by others.

NOTE 24.6 : COMPLIANCE WITH NUMBER OF LAYERS

Company has complied with the number of layers prescribed under clause (87) of section 2 of the Act read with Companies (Restriction on number of layers) Rules, 2017.

NOTE 24.7 : COMPLIANCE WITH APPROVED SCHEME(S) OF ARRANGEMENTS

Company has not prepared any scheme or arrangements in terms of section 230 to 221 of the Companies Act, 2013.

NOTE 24.8 : UTILISATION OF BORROWED FUNDS AND SHARE PREMIUM

During the year, no funds have been advanced or loaned or invested (either from borrowed funds or share premium or any other sources or kind of funds) by the company to or in any other persons or entities, including foreign entities ("Intermediaries"), with the understanding, whether recorded in writing or otherwise, that the Intermediary shall, whether, directly or indirectly lend or invest in other persons or entities identified in any manner whatsoever by or on behalf of the company ("Ultimate Beneficiaries") or provide any guarantee, security or the like on behalf the ultimate beneficiaries.

During the year, no funds have been received by the company from any persons or entities, including foreign entities ("Funding Parties"), with the understanding, whether recorded in writing or otherwise, that the company shall, whether, directly or indirectly, lend or invest in other persons or entities identified in any manner whatsoever by or on behalf of the Funding Party ("Ultimate Beneficiaries") or provide any guarantee, security or the like on behalf of the Ultimate Beneficiaries.

NOTE 24.9 : BALANCE CONFIRMATION

Balance of borrowings, trade payables, trade receivables, advance to suppliers and loans & advances are subject to confirmation. However, management has reviewed these balances and does not expect any material adjustments as a result of the non-receipt of confirmations.

NOTE 24.10 : PRIOR PERIOD ITEM AND PREVIOUS YEAR FIGURE

During the year, no prior period item is considere in preparation of financial statements.

Figures of previous year have been recasted / restated where necessary.

The Notes on account form integral part of the financial statements 1 to 24

As per our report of even date

For, Mohit Solanki & Co

Chartered Accountants


Firm Registration No. 157339W



Mohit Solanki

Proprietor


Membership No. : 164148



Ahmedabad

25 September, 2025

For and on behalf of board of directors



Gautam Patel

Director

DIN: 02027640

Ahmedabad

25 September, 2025



Jasmin Patel

Director

DIN : 06923150

ANNEX VIII - SCHEDULE TO THE BALANCE SHEET OF AN NBFC

(Rupees in Crore)

Particulars Liabilities side	Amount outstanding	Amount overdue
(1) Loans and advances availed by the NBFC inclusive of interest accrued thereon but not paid:		
(a) Debentures: Secured	-	-
: Unsecured (other than falling within the meaning of public deposits*)	-	-
(b) Deferred Credits	-	-
(c) Term Loans	-	-
(d) Inter-corporate loans and borrowing	7.64	-
(e) Commercial Paper	-	-
(f) Public Deposits*	-	-
(g) Loans & advance from director, shareholders and their relatives	146,650.29	-
* Please see Note 1 below		
(2) Break-up of (1)(f) above (Outstanding public deposits inclusive of interest accrued thereon but not paid):		
(a) In the form of Unsecured debentures	-	-
(b) In the form of partly secured debentures i.e. debentures where there is a shortfall in the value of security	-	-
(c) Other public deposits	-	-
* Please see Note 1 below		
Assets side		Amount outstanding
(3) Break-up of Loans and Advances including bills receivables [other than those included in (4) below]:		
(a) Secured		15,192.33
(b) Unsecured		299,202.36
(4) Break up of Leased Assets and stock on hire and other assets counting towards asset financing activities		
(i) Lease assets including lease rentals under sundry debtors:		
(a) Financial lease		-
(b) Operating lease		-
(ii) Stock on hire including hire charges under sundry debtors:		
(a) Assets on hire		-
(b) Repossessed Assets		-
(iii) Other loans counting towards asset financing activities		
(a) Loans where assets have been repossessed		-
(b) Loans other than (a) above		-
(5) Break-up of Investments		
<u>Current Investments</u>		
1 Quoted		
(i) Shares		
(a) Equity		8,471.94
(b) Preference		-
(ii) Debentures and Bonds		
(iii) Units of mutual funds		
(iv) Government Securities		
(v) Others (please specify)		

TRUEPAY FINANCE PRIVATE LIMITED (Formerly known as Jain Finscap Pvt. Ltd.)

ANNUAL REPORT|2024-25

Assets side	Amount outstanding
2 Unquoted	
(i) Shares	
(a) Equity	-
(b) Preference	-
(ii) Debentures and Bonds	-
(iii) Units of mutual funds	-
(iv) Government Securities	-
(v) Others (please specify)	-
Long Term investments	
1 Quoted	
(i) Shares	
(a) Equity	-
(b) Preference	-
(ii) Debentures and Bonds	-
(iii) Units of mutual funds	-
(iv) Government Securities	-
(v) Others (please specify)	-
2 Unquoted	
(i) Shares	
(a) Equity	-
(b) Preference	-
(ii) Debentures and Bonds	-
(iii) Units of mutual funds	-
(iv) Government Securities	-
(v) Others (please specify)	-
(vi)	-

(6) Borrower group-wise classification of assets financed as in (3) and (4)

above: Please see Note 2 below

Category

Category	Total
1. Related Parties **	
(a) Subsidiaries	-
(b) Companies in the same group	-
(c) Other related parties	-
2 Other than related parties	314,394.68
Total	314,394.68

** As per Accounting Standards of ICAI (Please see Note 3)

(7) Investor group-wise classification of all investments (current and long term) in shares and securities (both quoted and unquoted):

Please see Note 3 below

Category	Book Value (Net of Provisions)
1. Related Parties **	
(a) Subsidiaries	-
(b) Companies in the same group	-
(c) Other related parties	-
2 Other than related parties	-
Total	-

** As per Accounting Standards of ICAI (Please see Note 3)

TRUEPAY FINANCE PRIVATE LIMITED (Formerly known as Jain Finscap Pvt. Ltd.)
ANNUAL REPORT|2024-25

Assets side	Amount outstanding
(8) Other information	
Particulars	
(i) Gross Non-Performing Assets	
(a) Related parties	-
(b) Other than related parties	-
(ii) Net Non-Performing Assets	
(a) Related parties	-
(b) Other than related parties	-
(iii) Assets acquired in satisfaction of debt	-


Notes:

1. As defined in paragraph 5.1.26 of the Master Direction – Reserve Bank of India (Non-Banking Financial Company – Scale Based Regulation Directions, 2023
2. Provisioning norms shall be applicable as prescribed in these Directions.
3. All notified Accounting Standards and Guidance Notes issued by ICAI are applicable including for valuation of investments and other assets as also assets acquired in satisfaction of debt. However, market value in respect of quoted investments and break up/ fair value/ NAV in respect of unquoted investments shall be disclosed irrespective of whether they are classified as long term (amortised cost in the case of Ind AS) or current (fair value in the case of Ind AS) in (5) above.

For, Mohit Solanki & Co

Chartered Accountants

Firm Registration No. 157339W



Mohit Solanki

Proprietor


Membership No. : 164148



Ahmedabad

25 September, 2025

For and on behalf of board of directors



Gautam Patel

Director

DIN: 02027640

Ahmedabad

25 September, 2025



Jasmin Patel

Director

DIN : 06923150